

How will Kendall commute?

A presentation to the Future of (How We) Work Task Force

July 15, 2020

The MassINC Polling Group

This project was sponsored by the Barr Foundation

info@massincpolling.com MassINCPolling.com [@MassINCPolling](https://twitter.com/MassINCPolling)

11 Beacon St Ste 500 | Boston, MA 02108 | Phone: (617) 224-1647



Survey Background

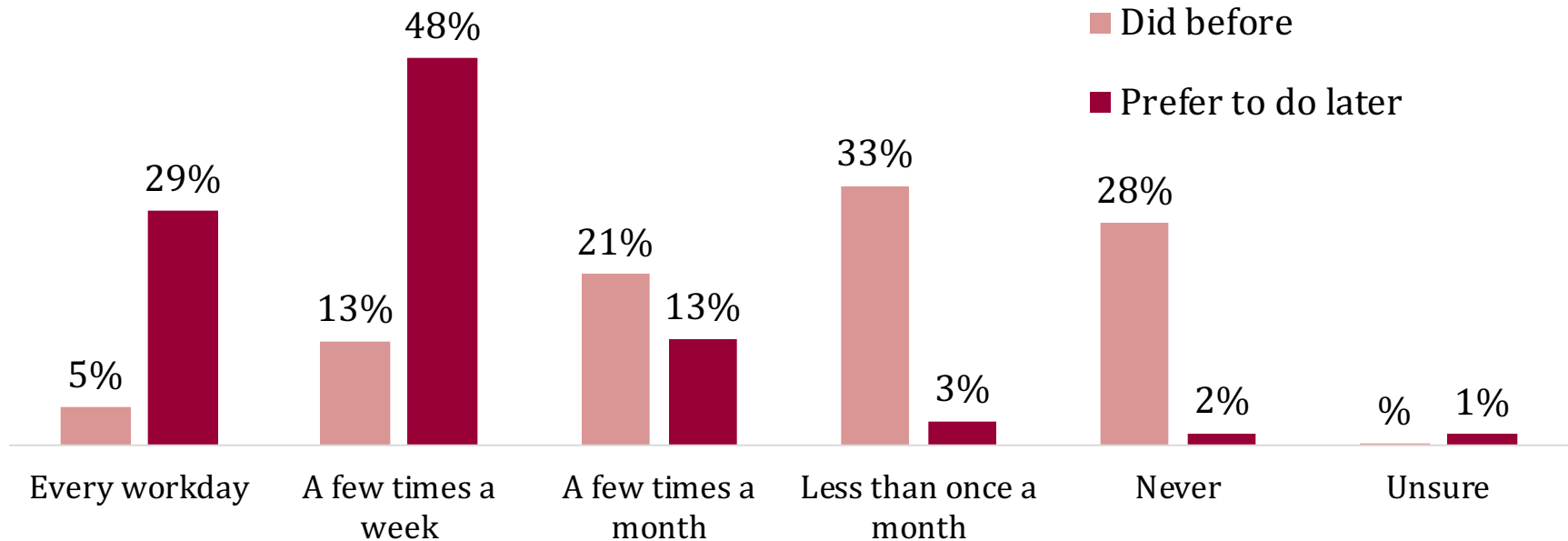
- Results based on a statewide survey of 1,279 people who work in the Kendall Square area
- The survey was distributed by major Kendall Square area employers with the assistance of the Kendall Square Association.
- The survey was conducted online June 2 - 24, 2020.
- The survey was sponsored by the Barr Foundation.

Working from home in the future

- A large majority (77%) say they would prefer to work from home at least a few times a week once things reopen.

Far more would like to regularly work from home in the future than did in the past

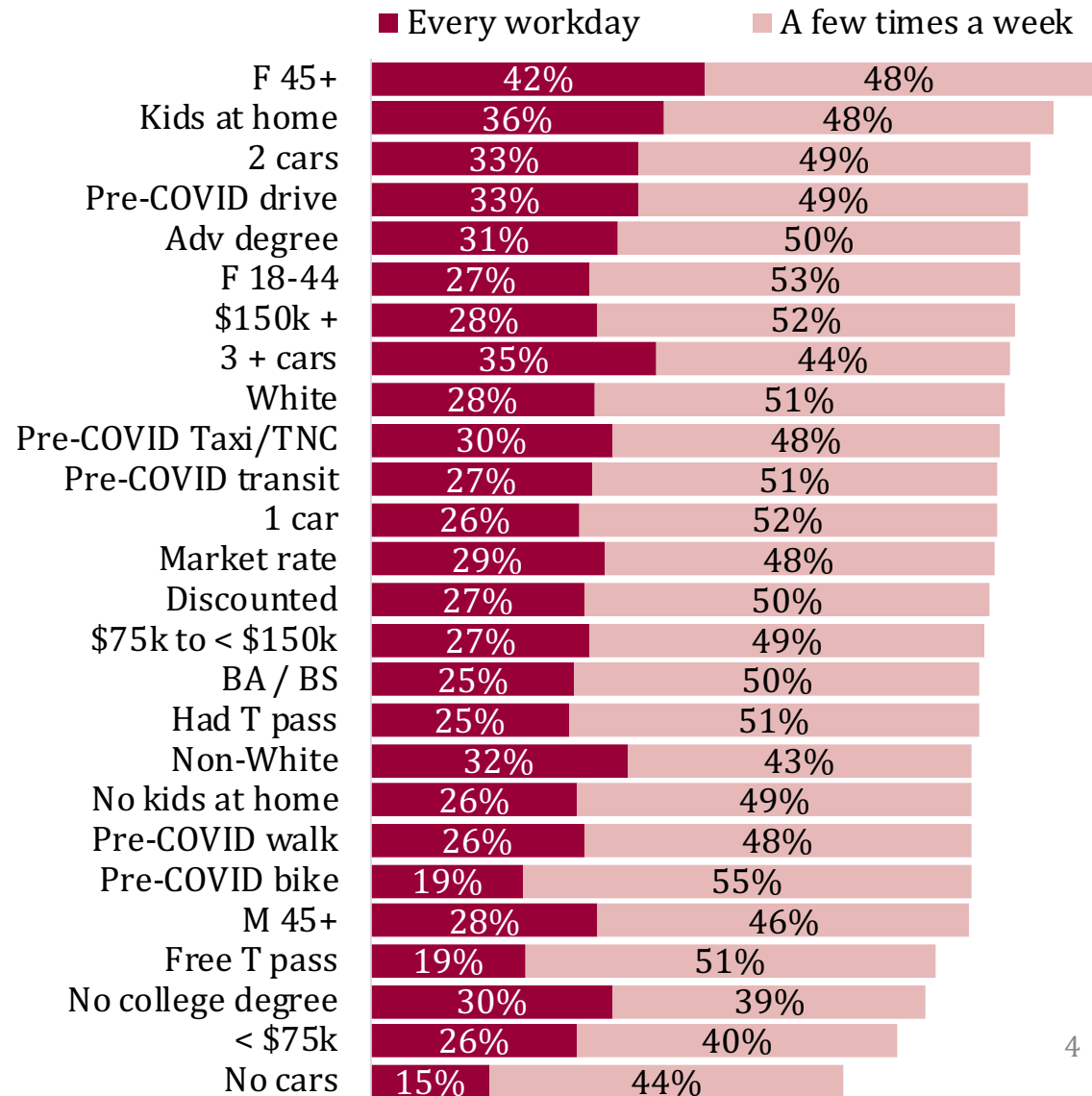
% who said they worked from the home in the past and would prefer to so in the future



Who wants to work from home?

- Across every demographic group, a majority say they would like to work from home at least a few times per week.
- Those who live further away and were driving more before the crisis are more likely to prefer even greater work from home options.

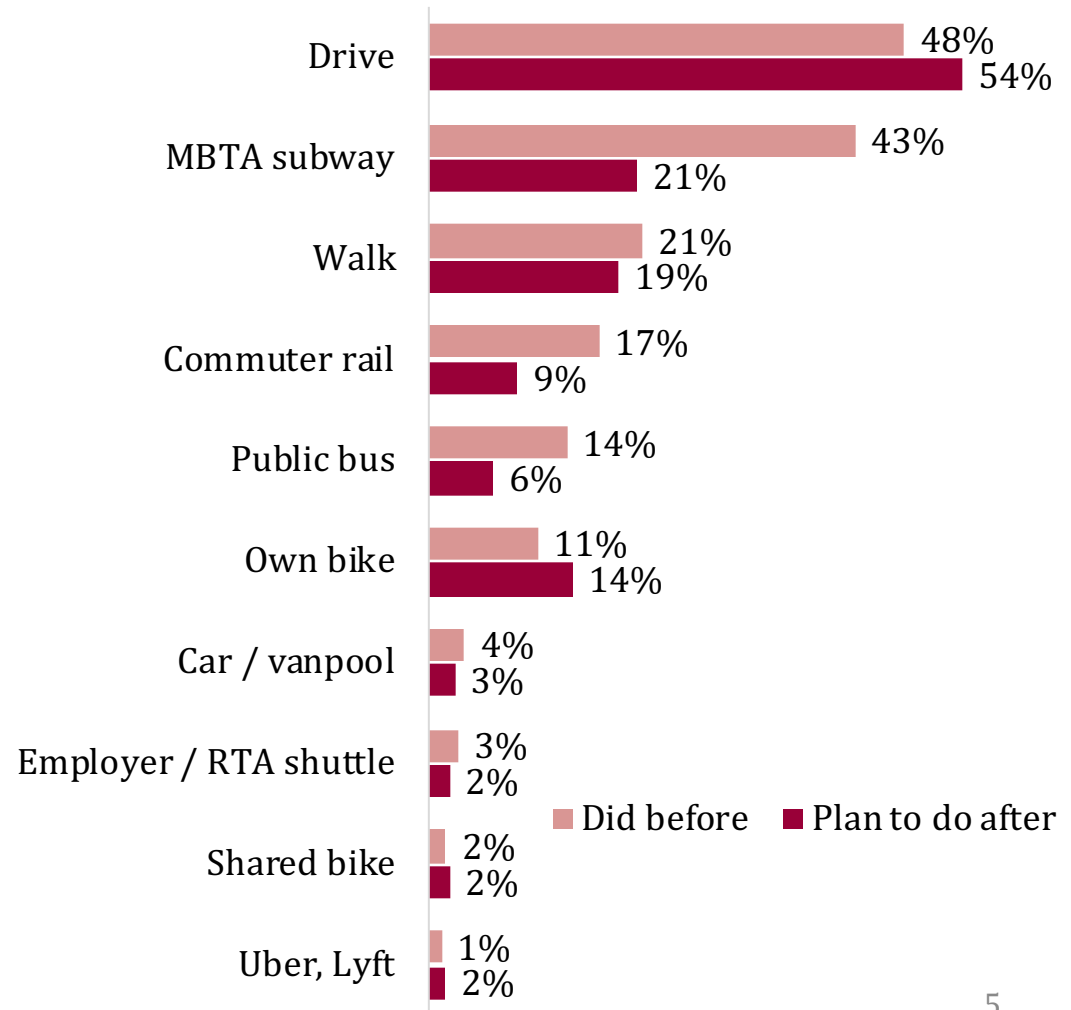
% who say they would prefer to work from home _____



Potential major mode shift

- About half as many per mode to take mass transit than did in the past.
- Driving appears likely to hold steady or increase slightly.

% who say they did before / want to do each at least a few times a week



Mode shift by geography

- Mode shift shows likely decrease in transit usage as offices reopen, potential increase in driving. Changes will likely be heavily affected by remote work patterns.

Regional mode shift shows drop in transit use, driving increase

Difference in % who used each mode “a few times a week” or more before shutdown vs plan to use each more when offices reopen

	Overall	Outside 495	Inside 495	Inside 128	Bos / Cam / Som
Drive or ride in your own car	6%	-2%	5%	8%	7%
Ride your own bicycle	4%	0%	1%	2%	9%
Take an or Uber, Lyft	0%	0%	-1%	1%	1%
Ride a shared bike	0%	0%	-1%	0%	2%
Take a ferry	0%	0%	0%	0%	1%
Take a taxi	0%	0%	0%	0%	1%
Shuttle bus	-1%	0%	-3%	0%	0%
Carpool or vanpool	-1%	-4%	-1%	-1%	0%
Walk	-2%	-3%	-8%	-3%	4%
Ride a public bus	-7%	-4%	-3%	-11%	-9%
Ride the MBTA commuter rail	-8%	-13%	-19%	-3%	-1%
Ride the MBTA subway	-22%	-13%	-19%	-23%	-25%

Safety measures on transit

- Masks and distancing measures could help transit riders use the system more in the short term.

Masks, distancing, cleaning measures could make T riders more comfortable

% who say they definitely or probably would use transit if each measure were taken

	Overall	Had MBTA pass
Require all staff and riders to wear masks	50%	69%
Running more buses or trains to allow for social distancing	48%	68%
Cleaning and disinfecting vehicles, platforms, and stations multiple times a day	48%	67%
Install hands-free sanitizer dispensers on trains, buses and platforms	45%	62%
Limiting passengers in vehicles, platforms, and stations to allow for social distancing	45%	64%
Provide real-time information about how crowded trains, buses and platforms are	45%	64%
Provide masks to riders who do not have them	44%	61%
Provide assigned or reserved seating on shuttle buses	26%	35%

Younger people more open to biking

- Younger Kendall Square workers are far more likely to say they would bike if measures are taken than are older workers.
- They are also most likely to want to come into the office, so mode shift matters more for younger workers.

Expanded bike routes appears to offer the most promise in expanding bike use

% who say they definitely or probably would bike if each measure were taken

	Overall	18-29	30-44	45-59	60+
Expanding bike lanes and paths on your route to work	38%	57%	45%	27%	18%
Having a place to wash and change clothes at work	35%	54%	39%	26%	17%
Providing more bike parking at work or at transit stations	32%	50%	37%	25%	15%
Subsidizing bikeshare membership	24%	40%	28%	17%	9%
Cleaning and disinfecting shared bikes throughout the day	23%	36%	26%	18%	8%



info@massincpolling.com MassINCPolling.com [@MassINCPolling](https://twitter.com/MassINCPolling)

11 Beacon St, Suite 500 | Boston, MA 02108 | Phone: (617) 224-1647